



For swing gates with leaves up to 3 m, also ideal for large pillars.

Electromechanical gear motor, surface mounted, also in 24 Vdc version with magnetic encoder, with articulated arm.

Single model for right and left leaves. Two irreversible versions, with 230 Vac (HY7005) and 24 Vdc (HY7024) power supplies with magnetic encoder.

Fewer connections mean **quicker installation.**

Pre-wired, incorporated double limit-switch both during opening and closing (HY7005).

Easy and quick to install: thanks to fewer connections and nothing welded to the gates.

Long-lasting: solid metal mechanics.

Compact: shockproof bodywork with no sharp corners.

Recommended control units:

Mindy A3, A3F, A6, A6F, A60, A700F; for HY7024 Moonclever MC824H.

24 Vdc version with magnetic encoder.

Perfect for intensive use, compatible with the control unit Moonclever MC824H:

- simple programming, by means of a single key;
- self-learning of opening and closing limit positions;
- automatic fault diagnostics;
- programming of pause time;
- pedestrian pass door;
- deceleration on opening and closing;
- obstacle detection with dual technology;
- operation in event of power failure by means of optional rechargeable batteries (PS324);
- provision for connection of latest generation resistive sensitive edges.

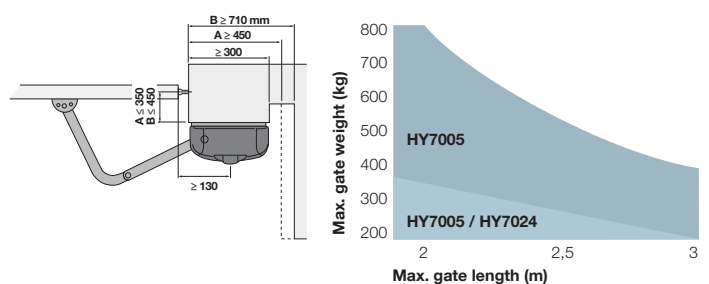
Code	Description	Pack/pallet
HY7024	Irreversible, 24 Vdc, with magnetic encoder, with shear-proof articulated arm, galvanized and painted	16
HY7005	Irreversible, 230 Vac, with sturdy articulated shear-proof arm, galvanized and painted, with limit switch on opening and closing	16

Technical specifications

Code	HY7024	HY7005
Electrical data		
Power supply (Vac 50 Hz)*	-	230
Power supply (Vdc)	24	-
Absorption (A)	5	1.2
Power (W)	120	250
Performance data		
Speed (Rpm)	2	1.7
Torque (Nm)	250	400
Work cycle (%)	80	30
Dimensional and general data		
Protection level (IP)	43	
Working temp. (°C Min/Max)	-20 ÷ +50	
Dimensions (mm)	350x165x242 h	
Weight (kg)	13	

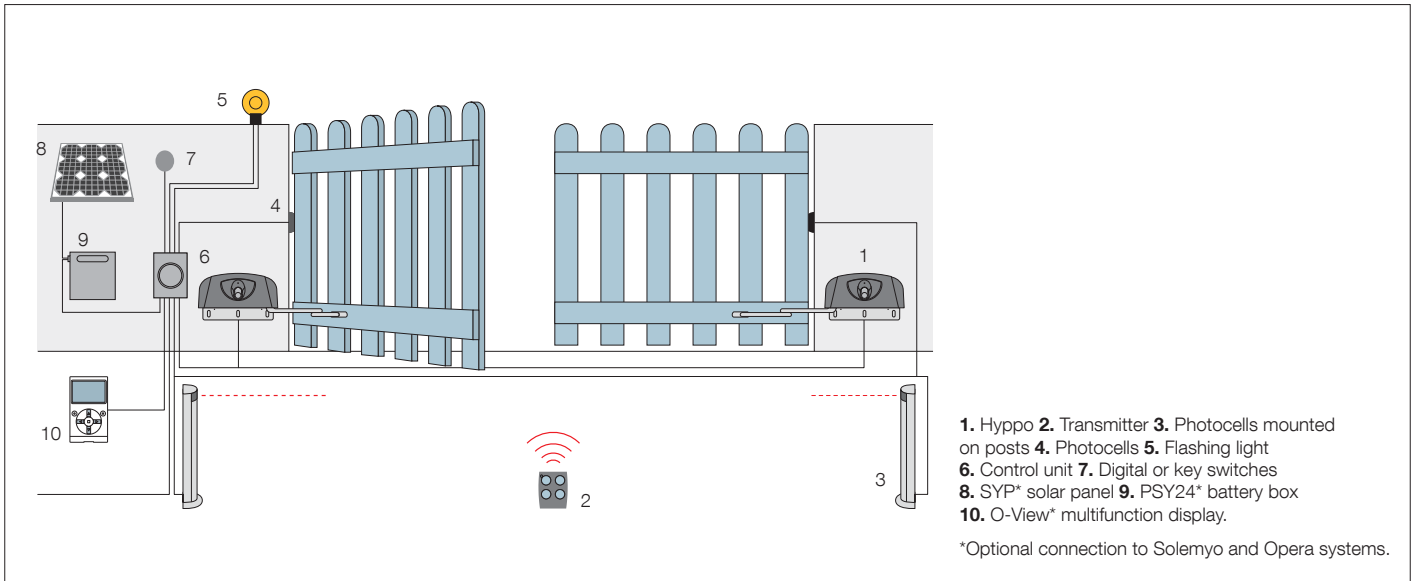
*60 Hz version available on request.

Utilisation limits



A Standard arm
B Arm with accessory HYA12

N.B. The above values are valid if the motor is used with standard accessories. The shape, the height of the gate and the weather conditions can considerably reduce the values shown in the graph to the side. Use in windy areas 230 Vac models.



Accessories

HYA12 Longer articulated arm (see the layout). Pc/pack 1	PLA10 Vertical 12 V electric lock (required for gates longer than 3 m). Pc/pack 1	PLA11 Horizontal 12 V electric lock (required for gates longer than 3 m). Pc/pack 1	KIO Key-operated selector switch for low voltage contacts, with release mechanism for metal cord. Pc/pack 1	KA1 6 m cable release kit for KIO. Pc/pack 1	TS Signboard. Pc/pack 1

Accessory

For 24 Vdc version

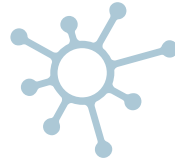
PS324
24 V battery with integrated battery charger.
Pc/pack 1

Solemyo system



The solar power kit Solemyo to automate gates, garage doors or barrier gates, including those located far from the power mains and without the need for costly and invasive excavation work. See pages 186/187

Opera system



The innovative Opera system enables the installer to manage, program and control automation systems, also remotely, simply and safely, with significant savings in time. See pages 140/141